



COMPOST: GETTING STARTED

1

collect **green material** (nitrogen based) grass cuttings, fruit and vegetable peelings, teabags, coffee grounds, eggshells...




2

collect **brown material** (carbon based) cardboard, newspaper, fallen leaves, twigs, straw, dried flowers...




3

choose location: shady place, away from full sun exposure to avoid dryness




choose compost according to your needs/possibilities: wire mesh, palettes, ready made bin, vermicompost, trench compost...



4

choose a type of compost: HOT or COLD



5

6

maintenance according to your effort and type of compost



7

Monitor right balance of GREEN, BROWN, MOISTURE and AIR



hot compost works fast: +- 1 month
cold compost takes time: 1-2 years



8

always CHECK moisture of the compost: not be too soaked, neither too dry !